



## Waxing colorful

< previous

next >

Tips & Tricks

Tutorials

Necklaces

Pendants

Earrings

Faux

Beads

Polymer in Print

Art Exhibit



Lindly Haunani's *Crayon Lei in Oranges and Greens* is one of eight polymer treasures in the *Spectrum* exhibit on view through July 10 at the Racine Art Museum. The lei was created in 1998 when Lindly was experimenting with inclusions.

Wax from crayon shavings were mixed into the polymer and melted off during baking. The residual pigment colored the translucent polymer in a mottled pattern. Color is a central element to all three of Lindly pieces in the show.

Lindly gave me a *Crayon Lei* as an engagement gift that same year so it's especially near and dear to my heart and I'm pleased to share it with you. Read more about



FREE How-to Tutorial



Designer



Extruder Disks



her process in this PAA feature.

Pieces from Pier Voulkos, Dan Cormier and Jeff Dever are also part of the RAM show which focuses on works that use color as a defining principle in form and design. Read more and see the rest of the polymer works in the exhibit on the [PolymerArtArchive](#).

### FIMO50 Tiles

A heap of 4"x4" tiles for the FIMO50 World Project is mounding up in my studio. Here are the project details.


I'll forward my pile of tiles to Germany in one batch after April 30. You still have time! US artists can forward entries to: Cynthia Tinapple, 1 Hartford Court, Worthington, OH 43085.

An [Instagram page](#) shows a selection of entries. If yours hasn't shown up on there, email me a photo and I'll add it.

### Dottie McMillan

The polymer community was saddened by the loss of California's Dottie McMillan. She was one of the first people I linked up with on the Prodigy bulletin board way back when. She was a writer, artist and good friend in the polymer community. Here's an earlier PCD feature about her work.

### You might also like:



OIOpublisher.co

Advertise here

### Resources

Can't find your favorite photo?


Polymer up a notch

Polymer jitters

Re-visioning polymer

Linkwithin

Catch up with the rest of the news (travelogue, shopping tidbits, hot artists, tools and tutes) by signing up for Saturday's StudioMojo now!

 Cynthia Tinapple  March 4, 2016

 brooch, exhibit, necklace  2 Comments

**joanne meller**, 2 months ago

reply

Lindley's exclusion technique is intriguing! The colors are really lovely; I want to play with this idea.

So sorry to hear about Dottie Mcmillan. I've never met her but I've learned so much from her books, especially when polymer clay was new to me. She will be missed.

**Sherry**, 2 months ago


reply

Oh, no... I hadn't heard about Dotty. She and I were very active together when the mecca for online polymer clay was rec.crafts.polymer-clay (if I am remembering that right) before the World Wide Web made everything image oriented. We have been our of touch for years, but she was always one of my favorite polymer clay people — very welcoming and willing to share.



Click here to whiz through each month's collection of PCD photos on Flickr

### PCD on Flickr



### Leave a comment

Message

Name\* F-mail (not pub Website Send >

- Notify me of follow-up comments by email.
Notify me of new posts by email.




Flickr Badges Widget

### Monthly Post Archives

Monthly Post Archives

Select Month

### Recent pins



More Pins



I'm Cynthia Tinapple, an artist, curator, and leader in the polymer clay community for over 20 years.



Here are 4 ways to get daily posts

- in a reader (RSS)
sent to you by email
on Facebook



Download your FREE eBook 7 Great Ways to Teach Yourself Polymer Clay.

Contains 62 free resources

On this blog I showcase the best polymer clay art online to inspire and encourage you. I also send out weekend extras in the premium newsletter, *StudioMojo*.

- on Twitter

You can find my book, *Polymer Clay Global Perspectives*, on Amazon.



for learning polymer clay online.

[Click here to download.](#)